

# Mouse IL-17A&F Protein

Cat. No. IL7-MM4AF

## Description

<b>Source</b>	Recombinant Mouse IL-17A&F Protein is expressed from HEK293 with His tag and Avi tag at the C-Terminus. It contains Ala26-Ala158(IL-17A)&Arg29-Ala161(IL-17F).
<b>Accession</b>	Q62386(IL-17A)&Q7TNI7-1(IL-17F)
<b>Molecular Weight</b>	The protein has a predicted MW of 17.9 kDa (IL-17A) and 14.9 kDa (IL-17F). Due to glycosylation, the protein migrates to 22-25 kDa and 27-30 kDa based on Bis-Tris PAGE result.
<b>Endotoxin</b>	Less than 1EU per µg by the LAL method.
<b>Purity</b>	> 95% as determined by Bis-Tris PAGE > 95% as determined by HPLC

## Formulation and Storage

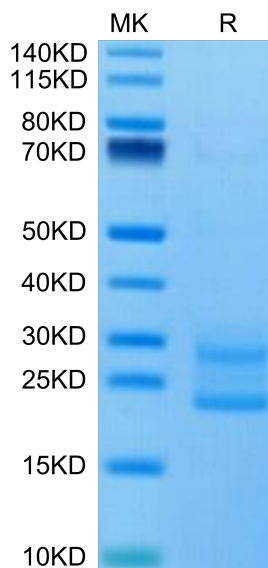
<b>Formulation</b>	Lyophilized from 0.22µm filtered solution in PBS (pH 7.4). Normally 8% trehalose is added as protectant before lyophilization.
<b>Reconstitution</b>	Centrifuge the tube before opening. Reconstituting to a concentration more than 100 µg/ml is recommended. Dissolve the lyophilized protein in distilled water.
<b>Storage</b>	-20 to -80°C for 24 months as supplied from date of receipt. -80°C for 3 months after reconstitution. Recommend to aliquot the protein into smaller quantities for optimal storage. Please minimize freeze-thaw cycles.

## Background

Interleukin17A (IL17A), also known as CTLA8, is a 1520 kDa glycosylated cytokine that plays an important role in antimicrobial and chronic inflammation. The six IL17 cytokines (IL17AF) are encoded by separate genes but adopt a conserved cystine knot fold. IL-17A is a ligand for IL17RA and IL17RC. The heterodimer formed by IL17A and IL17F is a ligand for the heterodimeric complex formed by IL17RA and IL17RC. Involved in inducing stromal cells to produce proinflammatory and hematopoietic cytokines.

## Assay Data

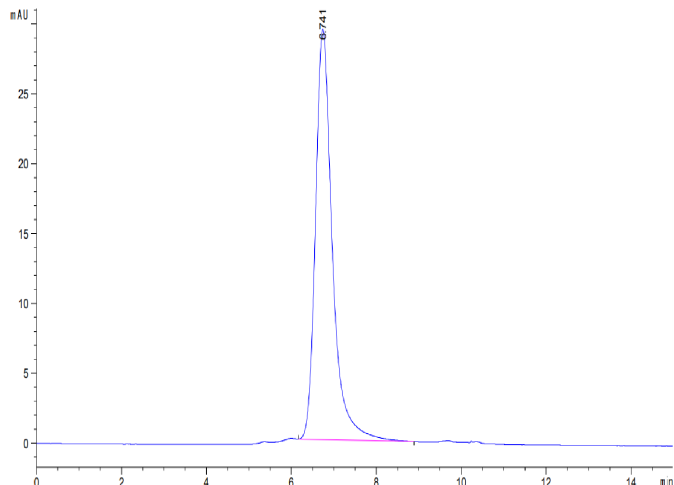
### Bis-Tris PAGE



Mouse IL-17A&F on Bis-Tris PAGE under reduced condition. The purity is greater than 95%.

### SEC-HPLC

Assay Data

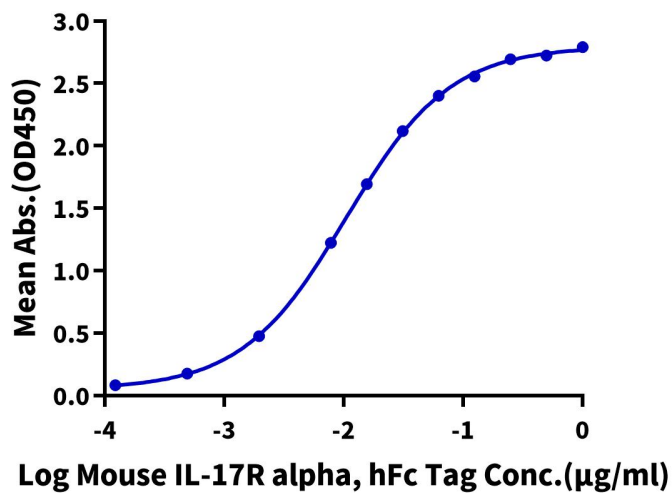


The purity of Mouse IL-17A&F is greater than 95% as determined by SEC-HPLC.

ELISA Data

**Mouse IL-17A&F, His Tag ELISA**

0.2µg Mouse IL-17A&F, His Tag Per Well



Immobilized Mouse IL-17A&F, His Tag at 2µg/ml (100µl/well) on the plate. Dose response curve for Mouse IL-17R alpha, hFc Tag with the EC50 of 10.5ng/ml determined by ELISA.